




MOUSE-TRAK™ Panel Mount

Product Description



The ITAC Systems Panel Mount Trackball (PMT) controller is a heavy duty computer control and pointing device that is manufactured with superior materials to endure extended use in harsh environments and demanding applications. Conformal coating on the PMT unit PCB protects against caustic and conductive contaminants. Stainless steel shafts and bearings and Xenoy™ 6240 glass reinforced polycarbonate housing construction make this unit extremely durable. The PMT is tough enough to withstand the most difficult tasks. PMT provides high speed, accurate and highly precise operation under the most challenging conditions. This unit is easily mounted and features an external wiring harness for easy integration into custom configurations.

Product Features

- Designed for installation in OEM enclosures
- Available in both two button and no button configurations
- No driver installations required. Uses native drivers from the OS
- Xenoy™ 6240 glass reinforced polycarbonate housing
- Stainless steel shafts and bearings
- Precision cast phenolic resin ball
- External wiring harness for ease of integration into custom configurations
- Conformal coated printed circuit boards
- Made to withstand heavy usage
- Rugged exterior housing
- FCC Class B and CE Mark certified

Market Applications

- Commercial Marine
- Medical
- Government & Military
- Automotive
- Aeronautics
- Energy Distribution & Production
- Communications & Call Centers
- Kiosk and Embedded

Model	P-USB2B-XROHS	P-USBNB-XROHS	P-USB2B-R0001	P-USBNB-R0001
Interface	USB 2 Button	USB No Button	USB 2 Button w/dust ring	USB No Button w/dust ring

Model	P-5MP2B-XROHS	P-5MPNB-XROHS	P-X9P2B-XROHS	P-X9PNB-XROHS
Interface	Mouseport 2 Button	Mouseport No Button	Serial 2 Button	Serial No Button



MOUSE-TRAK™ Panel Mount

Product Details:




Unit Exterior

Case is textured Xenoy™ 6240/5220 glass reinforced polycarbonate

Outer casing is UL 94HB Flame Class Rated (3)

Trackball is cast phenolic resin

Available in 2 button and No button configurations



Unit Interior

Shafts and ball bearings are 440 Hardened Stainless Steel RC 50-55

Entirely RoHS Compliant

Conformal coated PCB resistant to liquids, moisture and dust.

Switches rated at 1,000,000 minimum actuations



MOUSE-TRAK™ Panel Mount

Product Specifications:

Functional	
Resolution	192 counts per full Revolution
Input Switches	2
Buttons	Left Key
	Right Key
In No Button Config	0
Available Interfaces	USB, PS/2 Mouseport 9 Pin Serial
OS Compatibility	Windows 98, 2000, 2003, XP, 7 Linux supporting USB Devices MacOS ver 8 and above
Cable Length	See Interface Details
Power Consumption	(TBD)

Mechanical	
Dimensions	Length: 4.00 inches (101.6mm) Width: 4.20 inches (106.7mm) Height: 2.30 inches (58.4mm)
Weight	17.5 oz (496 grams)
Body Material	ABS Plastic
Ball Material	Cast Phenolic Resin
Ball Hardness	Rockwell H85
Ball Load	25 lbs (11.3 Kilograms)
Handpad	3.5" x 2.5" flexible PVC
Ball Speed	Operator controlled

Environmental	
Operating Temp	-25°C to +65°C Minimum
Storage Temp	-25°C to +85°C Minimum
Humidity	45% to 85% (5° to 35°C)

Compliance	
1	RoHS
2	FCC Part 15
3	EU DoC

Options/Accessories	
Dust Ring	User installed for harsh environment applications

INTERFACE	MODEL NUMBER	FEATURES
USB	P-USB2B-XROHS	2 Buttons
USB	P-USBNB-XROHS	No Buttons
USB	P-USB2B-R0001	2 Buttons w/dust ring
USB	P-USBNB-R0001	No Buttons w/dust ring
Mouseport	P-5MP2B-XROHS	2 Buttons
Mouseport	P-5MPNB-XROHS	No Buttons
Serial	P-X9P2B-XROHS	2 Buttons
Serial	P-X9PNB-XROHS	No Buttons

Interface	USB
Connector	4-pin USB A
Pin Assignments	Pin 1 = +5 VDC Pin 2 = Data - Pin 3 = Data + Pin 4 = Ground



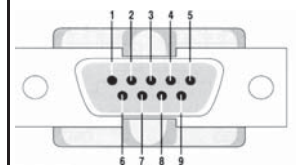
USB Cable Length: 60 Inches

Interface	PS/2 Mouseport
Connector	6-pin Mini-Din Male
Pin Assignments	Pin 1 = PS/2 Data (DAT) Pin 2 = No Connect Pin 3 = Signal Ground (GND) Pin 4 = +5V DC Pin 5 = PS/2 Clock (CLK) Pin 6 = No Connect



PS/2 Cable Length: 96 Inches

Interface	9 Pin Serial
Connector	9-pin Mini-Din Male
Pin Assignments	Pin 1 = Data Carrier Detect Pin 2 = Receiving Data Pin 3 = Transmitted Data Pin 4 = Data Terminal Ready Pin 5 = Signal Ground Pin 6 = Data Set Ready Pin 7 = Request to Send Pin 8 = Clear to Send Pin 9 = Ring Indicator



Serial Cable Length: 96 Inches



MOUSE-TRAK™ Panel Mount

Drawings and Diagrams:

